

Easy, smart, automatic. Drive your shearline.

aSa[®] Opto-Shear Console

The aSa Opto-Shear Console not only automates all shearline processes with minimal operator input, it manages and paces the entire shop operation, resulting in fewer errors, less scrap, and more overall efficiency from your crew.

- **Improves**

- **Production Rates**

- Easy-to-follow instructions pace the entire shearing operation, regardless of crew experience.

- **Reduces Cutting Errors**

- Information loaded from computer-generated instructions or scanned from bar-coded tags eliminates the potential for erroneous entry by the operator.

- **Easy to Use**

- Clear and accurate message prompts and simple, integrated design get you up and running quickly.

- **Loads Tag Info Quickly With Barcode Interface**

- Connected hand-scanner loads tag information into the console's memory by reading linear or 2D barcodes printed on production bundle tags.

The console drives the entire shearing operation electronically by completely automating shearline processes — gauging, bin selection, and roller motion — and managing the shop crew with easy-to-follow instructions — shake-out requirements, tagging, pocket blocking, and crane call messages — timed for maximum productivity. aSa's controller interfaces with nearly any shearline as an original or replacement console.

Integration and Intelligence

aSa's Opto-Shear Console is the ultimate interface between your shearline, your shop crew, and aSa Production software. Its innovative design makes it flexible, efficient, and extremely easy to use:

- Built-in PCs inside every Opto-Shear Console connect to your network for automatic download of aSa Production-generated fabricating information. You can also load information into the console's memory by scanning barcoded bundle tags, via portable media, or by entering data on the controller's touch-screen display monitor.
- In Automatic Mode, the console is an extension of your aSa Production Software. The controller automates the instructions generated by aSa's Computer Shearing module. Stock requirements, cutting information, pocket selection, tagging, crane calls, and bundle removal are all built into the instructions. Your crew simply follows the prompts on the console screen and on the connected lighted message boards.
- Manual Mode gives your shear operator the flexibility to select which items to produce and what pockets to use. The aSa controller calculates and remembers un-cut quantity and length balances from every cut, giving your shearman the information he needs to create high-yield cutting combinations from up to 98 items in memory. Once cutting begins, shearline processes such as gauging, runout, and discharge are automated by the console.



- **Keeps Your Shop Crew Working Safely**

Automatic “Stop” button that cuts all power to the shearline, dual Shear buttons that must be pressed simultaneously to activate the blade, and optional pressure-sensitive safety mat are key safety features of aSa’s console.

- **More Than Just Shearing**

Each set of instructions used by the console is a complete management plan for stock requirements, cutting, packaging, and handling material in the shop.

- **Touch-screen Technology**

The controller features a large, color monitor. Data and options are entered using the console’s touch screen.

- **The Options You Need**

The console can be easily customized for your shop crew’s needs. Options include Spanish-language display and message prompts that can be customized for experienced vs. new operators.

The aSa Opto-Shear Console operates in three modes: Automatic, Manual, and Pause. The console gives you the ability to switch among the three modes, and remembers where you left off in the computer-controlled modes.

Automatic Mode – the aSa advantage

In Automatic Mode, shearing instructions are generated by the aSa Shearing module and executed by the Opto-Shear console with minimal operator intervention, giving new meaning to the phrase “automatic shearline.” With no need for the operator to input shearing instructions, the job is simplified to monitoring production and activating the shear, nearly eliminating the possibility for errors.

- Automatic gauging, runout, and discharge.
- Prompts the shearman and crew at every step of the process, from shaking out stock to removing completed bundles.
- The best operator interface in the industry.

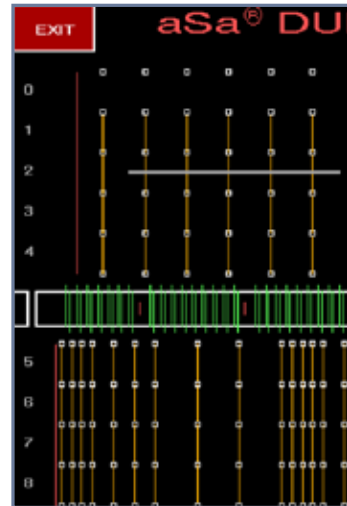
Manual Mode – what others call automatic

- Three options for loading tags into memory:
 - scan barcoded tags
 - download directly from network or portable media
 - enter data using the console’s touch screen
- Up to 98 tags may be stored in the console’s memory.
- Stop and bin can be selected graphically using the console’s touch screen.
- Once items are selected to cut, the computer calculates and remembers remaining length and piece count balances.
- Automatic gauging, runout, and discharge.

Another powerful time-saving feature of Manual Mode is on-the-fly optimization. This tool allows the operator to enter up to five stock (or remnant) lengths from which to cut; the console automatically calculates the most efficient cutting combinations for all tags in memory of the specified size and grade. Results can be viewed on-screen before fabrication, allowing for ultimate flexibility.



The aSa Opto-Shear Console features touch-screen data entry and option selection. The console provides your shop with years of reliable performance.

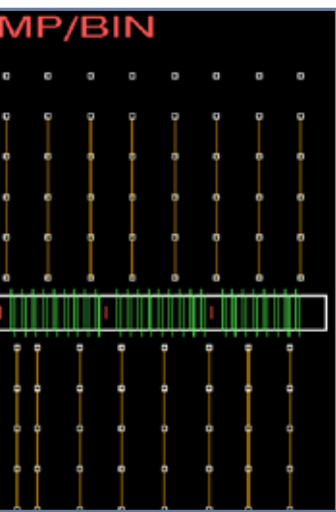


In Manual mode, the operator can choose from multiple stock lengths, positioning a scaled-to-length bar in the digital representation of the shearline.





Touch-screen technology for easy operation. The console is built to rigid specifications for long service life.



Control the stop and bin using by simply touching the desired pocket area of an on-screen display.



aSa's console does more than control the shearline. It provides a thorough production plan for the entire shop crew. For example, a message board connected to the console tells the shake-out person what stock is required next.

Pause Mode – great for run-ins and special work

- Provides the option of a non-computer-assisted environment.
- Enables the operator to interrupt the Automatic and Manual modes, then return to the previous operation exactly where it left off.

Technically Innovative Design

The aSa Opto-Shear Console is constructed of heavyweight industrial grade steel that is gasketed and sealed to withstand adverse shop conditions and weather elements. The Opto-Shear Console is built to rigid aSa specifications, making it both durable and reliable. The Console has no custom parts, and all electronic components are readily available and can be installed with a screwdriver, minimizing downtime.

The Console's advanced technology touch-screen display monitor allows the operator to provide input and control features and options by the touch of a finger. Controlled by its own networked internal PC, modifications to functionality involve mere software changes rather than changes to complex wiring or integrated circuit boards. This enables easy customization and fine-tuning of the aSa Opto-Shear Console for each shearline and shop environment.

Other key components:

- Large removable work shelf accommodates operator paperwork.
- Touch-screen input simplifies manual length, bin, and discharge selections.
- On-screen buttons are large enough to allow the operator to provide input while wearing gloves.
- Emergency stop button cuts all power to the shearline.
- Solid state modules (OPTOs) optically isolate internal components from electric hazards induced by other shop equipment, welding, etc.
- Lighted message boards, connected to the console, provide valuable, easy-to-read instructions to the entire shop crew — including stock shakeout requirements and crane calls.
- Accurate aSa inch gauging mechanism is easy to calibrate and requires little maintenance.
- Touch-screen input/display monitor and software logic make it easy for the console to adapt to changes in requirements.
- The console's scanner interface reads linear and 2D barcodes.

Smart, Simple Controls

With aSa, button, joystick, and switch controls are easy to use and built to last.

Easily Handles Walk-in Work

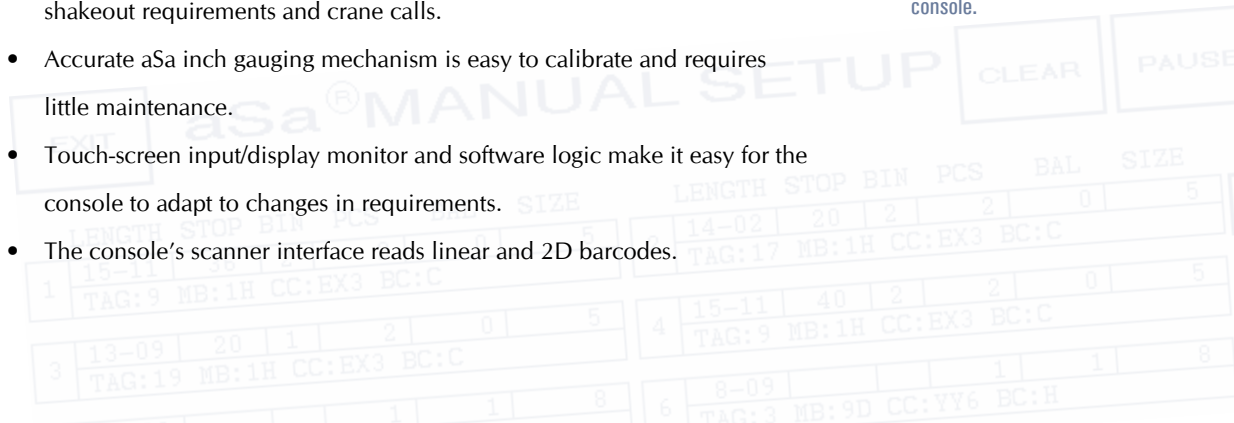
Computer shearing can be interrupted at any time to accommodate unexpected orders. The console remembers the last item cut; when the walk-in items are finished, the operator simply returns to computer shearing exactly where he left off.

Upgradeable Enhancements

All of the console's interface features are software-driven. This allows you to add new features as they are developed without the need for mechanical changes.

Maximizes Shearline Potential

Older, manual shearlines reach new levels of productivity when automated with aSa console.





Radio remote control. Your operator can control the shearline at a distance with the optional hand-held remote unit, providing mobility for other duties and greater overlap of work functions. Other popular accessories to the Opto-Shear Console include:

- *additional electronic message board (standard with remote control option)*
- *pressure-sensitive safety mat on the floor at the shear (standard with remote control option)*
- *secondary plug-in manual control panel for emergency backup*
- *spares kit of commonly-used internal components*

Your console purchase includes one full year of support for the aSa controller and troubleshooting for your shearline. Enroll in aSa's console subscription program for continued support and discounted console upgrades.

aSa Applied Systems Associates, Inc.

Since 1969, Applied Systems Associates, Inc., has been an innovator in rebar software technology. aSa's "Complete Rebar Solution" automates nearly every step of the reinforcing steel process. Methods, procedures, and presentation practices developed by aSa have become standards in the rebar industry. More than just a software developer, aSa prides itself on providing complete solutions, including hardware, networking, and information technology services, as well as top-notch product support from aSa's large in-house team of computer and industry experts. aSa is a Microsoft Certified Partner and supplies business solutions from Sage Software, Inc., and engineering solutions from Bentley Systems, Inc. — including the CAD design package MicroStation. aSa also develops custom multimedia computer-based training applications and provides a comprehensive line of paper forms and office supplies.

- | | | |
|---------------------|------------------------|-----------------------|
| • Estimating | • Equipment Interfaces | • General Ledger |
| • CAD/Detailing | • Opto-Shear Console | • Accounts Receivable |
| • Bar List | • Barcoding | • Accounts Payable |
| • Scheduling | • Material Tracking | • Payroll |
| • Computer Shearing | • Inventory | • Human Resources |
| • Tags | • Contract Management | • Fixed Assets |

Applied Systems Associates, Inc.
www.asarebar.com

5270 Logan Ferry Road
Murrysville, PA 15668 USA
1.800.CALL.ASA 1.800.225.5272
+1.724.733.8700

aSa Australia
8 Red Bean Close
Suffolk Park NSW 2481 AU
+61.7.3018.7564

aSa Europe
14 St. Anne's Court
Pontyclun
CF72 9HH UK
+44.1443.231278

aSa Latin America
9415 Ave. Los Romeros
PMB 144
San Juan, PR 00926 USA
+1.787.533.8484

aSa Middle East
Building 1, Office 125
P.O. Box 500042
Dubai, UAE
+971.4.3756980

